
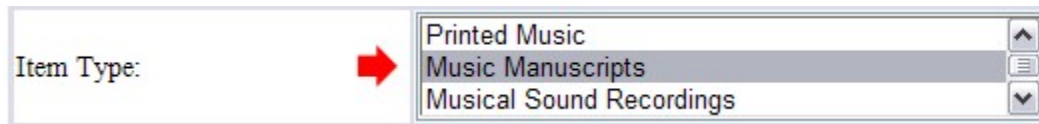
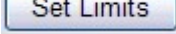
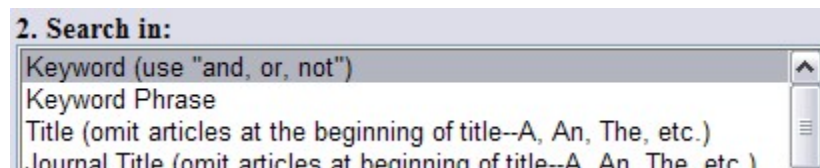


FINDING MUSIC MANUSCRIPTS IN NUCAT

1. Go to NUcat. <<http://nucats.library.northwestern.edu>>
2. Click the “Choose More Limits” button in the lower right corner. 
3. In the “Item Type” menu, scroll down to “Music Manuscripts” and click on it, leaving it highlighted.



4. Click the “Set Limits” button in the upper left corner. 
5. Now back on the main search screen, enter your search term(s) in the “Find this:” field, using simple terms such a composer’s last name or the name of an instrument.
6. In the “Search In” menu, be sure that “Keyword” is highlighted.



7. Click the “Search” button in the bottom center. 

Many of the music manuscripts in NUcat have catalog records that are linked to an online image of an excerpt from the manuscript or, in some cases, the entire manuscript. To see if an online image is available, look for a “Link to resource(s) by clicking here” field of the NUcat record. If this field is present, the link there will lead to an online image of the music manuscript.

Example

Question: Does the NU Music Library have any manuscripts by Maurice Ravel?

Finding the Answer: After following steps 1, 2, 3, and 4 above, you have set NUcat to limit its searching to music manuscripts. Following step 5, you enter “Ravel” in the “Find this:” field. Then with steps 6 and 7, you make sure you are doing a “Keyword” search and click “Search.”

Answer: Yes, the Music Library currently holds two music manuscripts by Ravel, and both have catalog records linked to online images.