

FINDING SCORES AND SOUND RECORDINGS IN NUCAT

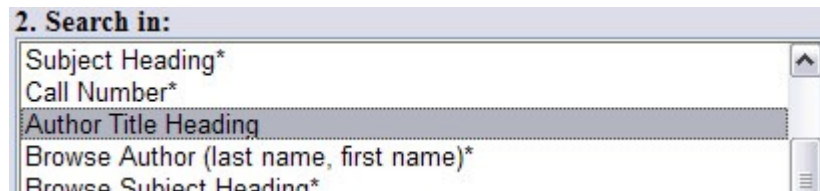
Since composers of Western art music are often quite prolific and the titles of their works vary between editions, library catalogs assign each composition a specific title that is used consistently for all scores and sound recordings of a particular work. These titles, called *uniform titles*, are usually combined with the name of the work's composer to form an entirely unique heading under which all instances of a composition can be found.

1. Go to NUcat. <<http://nucats.library.northwestern.edu>>
2. In the "Find This:" field, enter the name of the composer (last name first) whose music you are seeking.

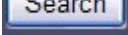


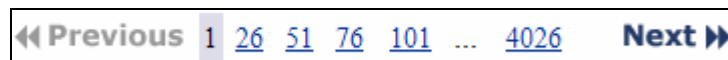
Find This:
mozart wolfgang

3. In the "Search in:" menu, scroll down and select "Author Title Heading."




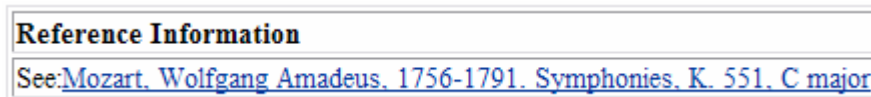
2. Search in:
Subject Heading*
Call Number*
Author Title Heading
Browse Author (last name, first name)*
Browse Subject Heading*

4. Click the "Search" button in the bottom center of the display. 
5. Your results will be an alphabetical list of headings, each with the composer's name followed by the title of a work. Use the number links and "Previous"/"Next" arrows at the top of the display to navigate alphabetically to the work you are seeking. See *next page for an alternative approach to this step*.



<< Previous 1 26 51 76 101 ... 4026 Next >>

6. If the title of the work you are seeking has before it a  button, click the button. This cross reference will direct you to the form of the title used in NUcat.




Reference Information
See: [Mozart, Wolfgang Amadeus. 1756-1791. Symphonies, K. 551. C major](#)

7. Once you locate the title of the work you are seeking, click on the title to see a list of all relevant scores and sound recordings held by the Northwestern University Music Library.

Tip for Step 5. Instead of navigating through pages and pages of alphabetical titles to find the work you are seeking, try this:

- a) After following steps 1, 2, 3, and 4 above and arriving at the alphabetical list of headings, drag the cursor over the composer's full name and dates so that it is highlighted.

	Titles	Heading
1		Mozart, Wolfgang Amadeus, 1756-1791. #40

- b) Copy the composer's name by clicking on "Edit" in your web browser's title bar and choosing "Copy" from the drop-down menu.
- c) Click "New Search" near the top of the display. 
- d) Now back on the main search screen, click in the "Find This:" field and paste the composer's name and dates by clicking on "Edit" in your web browser's title bar and choosing "Paste" from the drop-down menu.
- e) With the composer's full name and dates now displaying in the "Find This:" field, enter following the dates the first word of the title of the composition you are seeking.

Find This:
Mozart, Wolfgang Amadeus, 1756-1791. jupiter

For form/genre titles such as symphony, concerto, trio, etc., use plural form/genre titles in English. Use terms like:

- **concertos** rather than concerto or Konzert
- **quartets** rather than quartet, quatour, or quartetto
- **sonatas** rather than sonata or Sonate
- **symphonies** rather than symphony, Symphonie, or sinfonia

Example: Searching for a Mozart piano concerto

Find This:
Mozart, Wolfgang Amadeus, 1756-1791. concertos

- f) In the "Search in:" menu, scroll down and select "Author Title Heading."
- g) Click the "Search" button in the bottom center of the display.
- h) Your results will be similar to before, but instead of having to navigate from the beginning of the alphabet, you will begin at the point in the alphabet where the title you specified is located.
- i) Finish your search with steps 6 and 7 from above.