

EndNote quick tips: Exporting References from *Anthropology Plus*

1. Select the records you want to export into EndNote from your list of results by marking the checkbox to the left of each record:

The screenshot shows the 'Results' tab of the Anthropology Plus database. At the top, there are navigation tabs: Home, Databases, Searching, and Results. Below these are sub-tabs: List of Records, Detailed Record, and Marked Records. A 'Go to page' dropdown menu is set to 1. A toolbar contains icons for Sort, Related Subjects, Related Authors, Limit, E-mail, Print, Export, and Help. The main content area displays a list of five records, each with a checked checkbox on the left. An arrow points to the first record, with the text 'Select records to export to EndNote.' below it.

Select records to export to EndNote.

1. [Toward a reconceptualization of American Indian urbanization: a Chippewa](#)
Author: Paredes, J A Source: Anthropological Quarterly V. 44, no. 4 (1971), p. 256-71 Doc. Type: article

2. [Humor in a Chippewa tribal council](#)
Author: Miller, F C Source: Ethnology V. 6, no. 3 (1967), p. 263-71 Doc. Type: article Database Name: .

3. [Contemporary Anishinaabe spirituality and politics: preliminary soundings or](#)
Author: Nesper, Larry Source: Chicago anthropology exchange V. 18, (1989), p. 59-69 Doc. Type: article

4. [Minnesota Chippewa: woodland treaties to tribal bingo](#)
Author: Vizenor, G Source: American Indian Quarterly V. 13, no. 1 (1989), p. 31-57 Doc. Type: article Da

5. [Dennis of Wounded Knee \[extract from 'The people named the Chippewa: ne](#)
Author: Vizenor, Gerald Source: American Indian Quarterly (1983), p. 51-65 Doc. Type: article Databas

2. Select the *Export* button:

Anthropology Plus List of Records

- Click on a title to see the detailed record.
- Click on a checkbox to mark a record to be e-mailed or printed in Marked Records.

The screenshot shows the same search results page as above. The 'Export' button in the toolbar is circled in yellow, and an arrow points to it with the text 'Select the Export button.' below it. The list of records is partially visible, with the first two records shown. A second arrow points to the first record with the text 'Select records to export to EndNote.' below it.

Select the Export button.

1. [Toward a reconceptualization of American Indian urbanizati](#)
Author: Paredes, J A Source: Anthropological Quarterly V. 44, no. 4 (1971), p. 256-

2. [Humor in a Chippewa tribal council](#) Select records to export to EndNote.

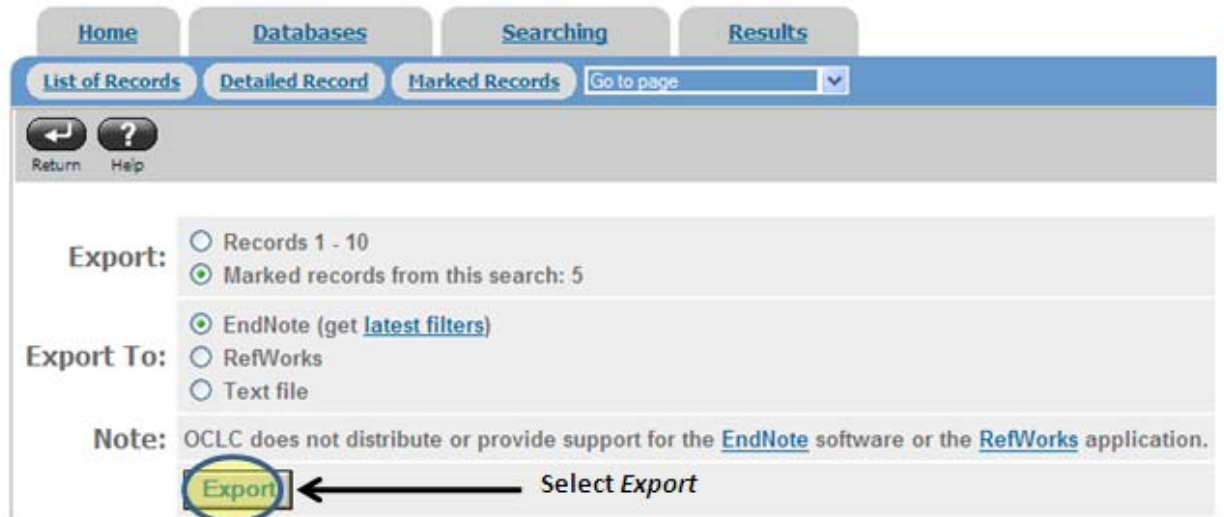
3. On this screen you will need to select the option labeled *Marked records from this search* and make sure that the export to EndNote option is selected:



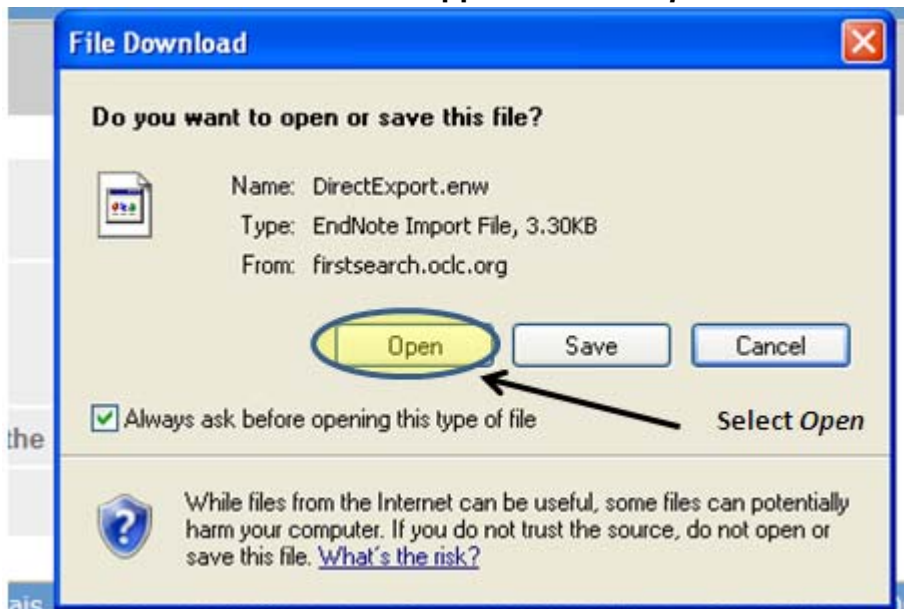
4. Now select the Export button:

Direct Export Records

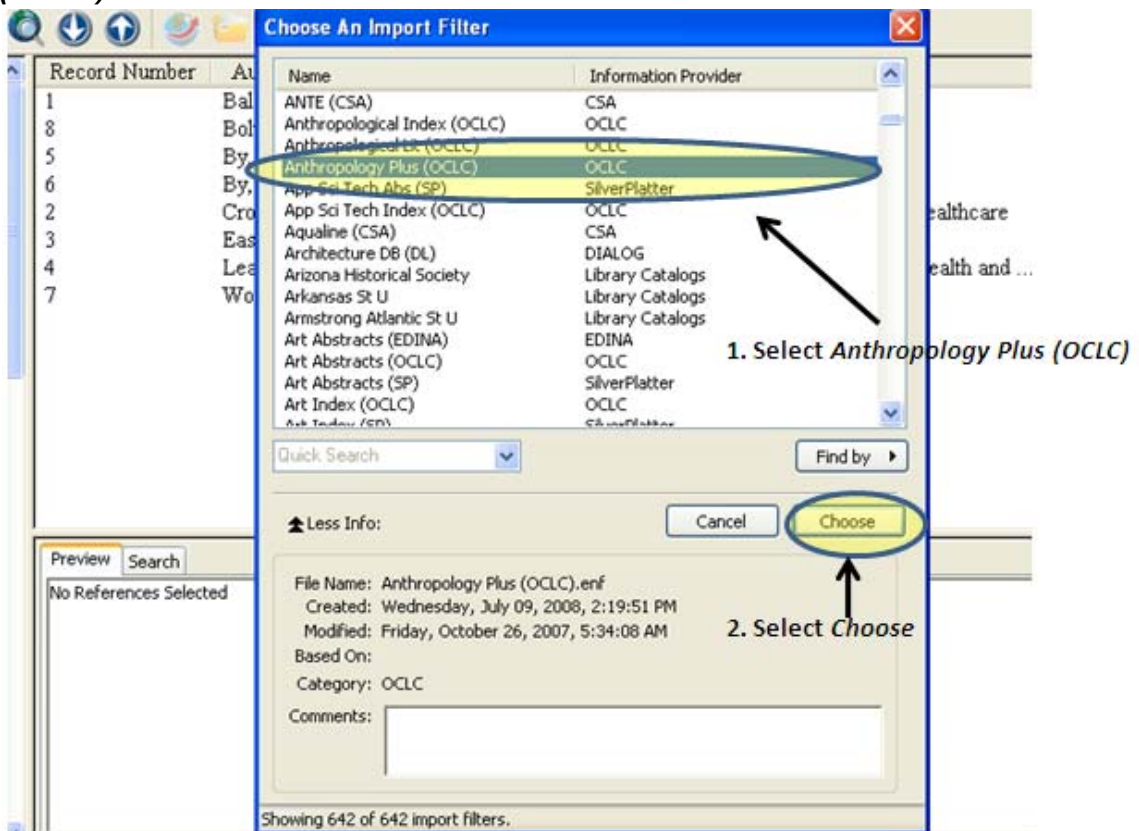
- Users can export records directly to an [EndNote](#) or [RefWorks](#) library. ?
- Export records as a text file for use in other bibliographic management programs such as [ProCite](#) and [Reference Manager](#). ?



5. When the File Download box appears select *Open*:



6. You will now need to choose an Import Filter. Select *Anthropology Plus (OCLC)* and then select *Choose*:



7. You should now see the citations selected for export in Anthropology Plus in your EndNote library:

Record Number	Author ^	Title	Publisher	Reference Type	Pages	Year
10	Muller, F. C.	Humor in a Chippewa tribal council		Journal Article	263-71	1967
11	Nesper, Larry	Contemporary Anishinaabe spirituality and ...		Journal Article	59-69	1989
9	Paredes, J. A.	Toward a reconceptualization of American ...		Journal Article	256-71	1971
13	Vizenor, Gerald	Dennis of Wounded Knee [extract from 'T...		Journal Article		1983
12	Vizenor, G.	Minnesota Chippewa: woodland treaties to ...		Journal Article	31-57	1989



All five records selected for export should now be in your EndNote Library.